

# 2000 Grower Survey

Horst Caspari  
 Colorado State University  
 Western Colorado Research Center  
 Grand Junction, CO 81503  
 Ph: (970) 434-3264



## Survey summary

Survey forms sent	151
Survey forms returned	76
Commercial growers	62
Mail undelivered	6
Not a commercial grower	4
Rate of return	50.3 %



## Definition

“Producing area” is used in two different ways:

- vineyards that were planted prior to 1999

OR

- vineyards that produced a crop in 2000

(Note: about 10 % of “mature” vineyards did not produce a crop in 2000)

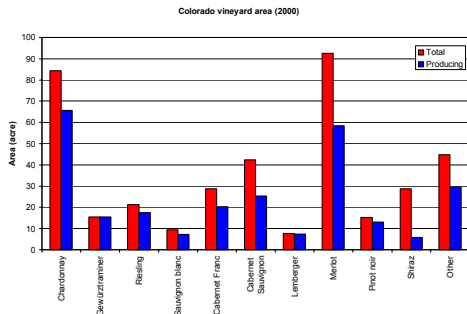


## Survey results

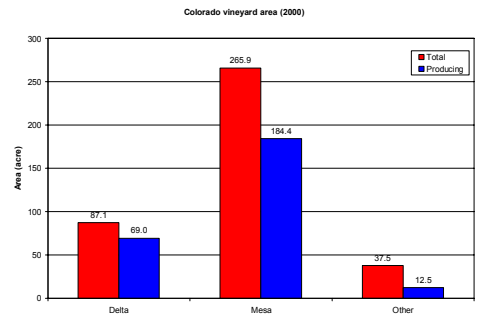
Total vineyard area (acre)	391
Wineries	211 (54 %)
Contract growers	180 (46 %)
Producing vineyard area (acre)	266
Wineries	175 (66 %)
Contract growers	91 (34 %)
Average vineyard size (acre)	6.2
Total production (t)	751
Average yield (t/acre)	2.9
Average grape price (\$/t)	1,244
Average picking costs (\$/t)	140
Gross return (\$/acre)	4,655



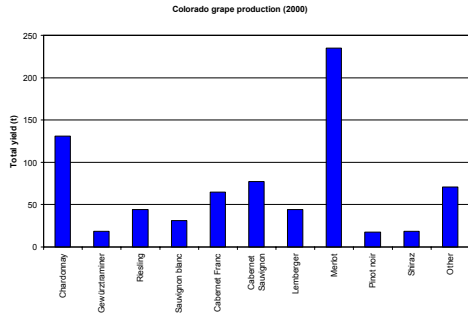
## Colorado grape growing area by variety



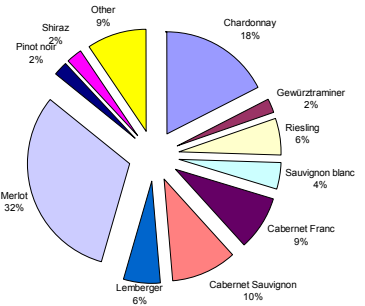
## Colorado grape growing area by county



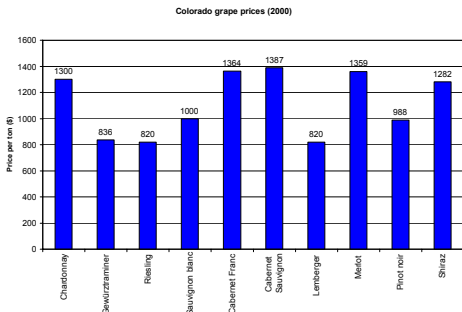
## Colorado grape production by variety



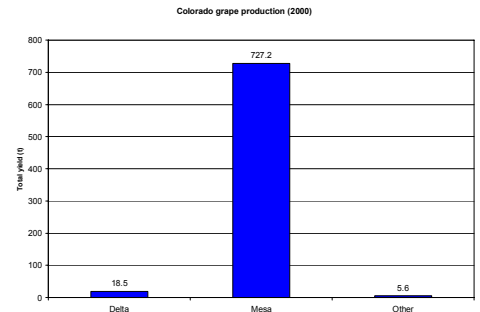
## Colorado grape production by variety



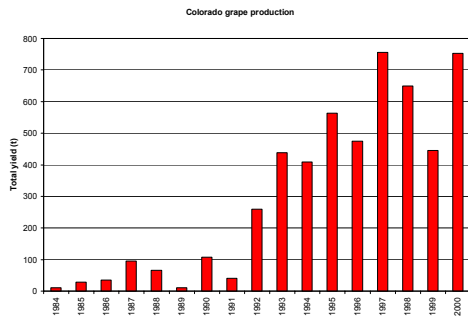
## Colorado grape prices by variety



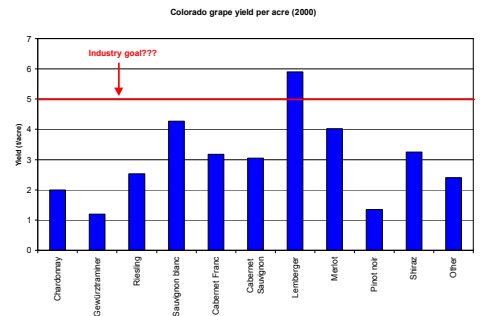
## Colorado grape production by county



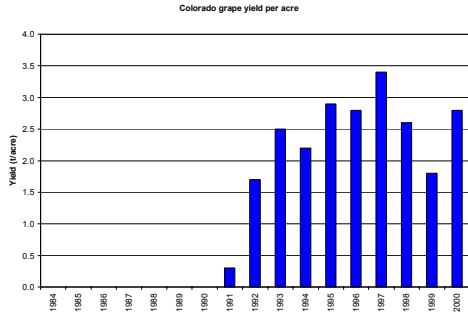
## Colorado grape production by year



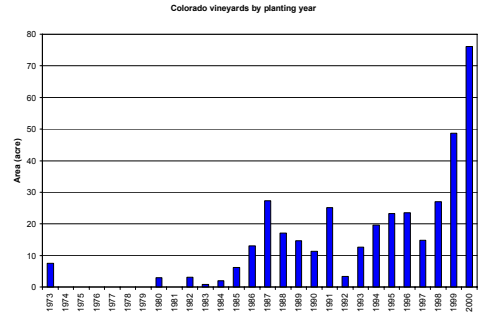
## Colorado grape yield per acre by variety



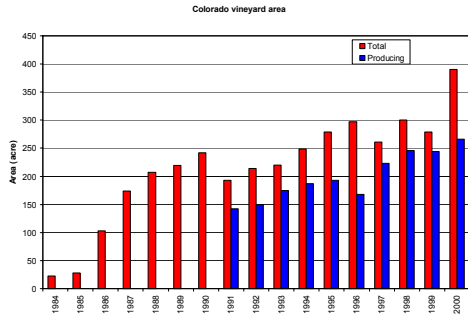
## Colorado grape yield per acre by year



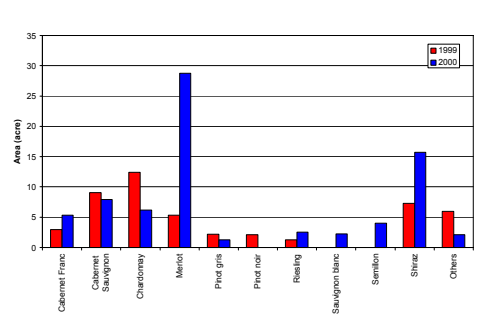
## Colorado vineyards by planting year



## Colorado grape growing area by year



## Colorado new area by variety



## Colorado Grape Grower Survey 2000

This survey was conducted by Colorado State University on behalf of and funded by the Colorado Wine Industry Development Board.

For further information please contact:  
**Dr. Horst Caspari**  
 Department of Horticulture & Landscape Architecture  
 Colorado State University  
 Western Colorado Research Center  
 3168 B ½ Road, Grand Junction, CO 81503  
 Ph: (970) 434-3264